
















### Activity 4 (Signs and Rules)

1.		<ul style="list-style-type: none"><li>A. Road slippery when wet</li><li>B. Hidden intersection ahead</li><li>C. Narrow road ahead</li><li>D. Winding road ahead</li></ul>
2.		<ul style="list-style-type: none"><li>A. Slow moving vehicle ahead</li><li>B. Head end street ahead</li><li>C. Yield right-of-way</li><li>D. Stop sign ahead</li></ul>
3.		<ul style="list-style-type: none"><li>A. Road work ahead</li><li>B. Lane ahead closed</li><li>C. Construction zone begins</li><li>D. Construction work one kilometer ahead</li></ul>
4.		<ul style="list-style-type: none"><li>A. Winding road ahead</li><li>B. Danger, road ends</li><li>C. Danger, sharp turn</li><li>D. Keep to left</li></ul>
5.		<ul style="list-style-type: none"><li>A. You are approaching steep hill</li><li>B. Pedestrian crossing ahead</li><li>C. Right lane ends</li><li>D. Hidden intersection ahead</li></ul>






#### Activity 4 (Signs and Rules)

6.		<ul style="list-style-type: none"><li>A. Route for large trucks</li><li>B. Permissive sign</li><li>C. Truck route</li><li>D. No trucks</li></ul>
7.		<ul style="list-style-type: none"><li>A. I am turning left</li><li>B. I am slowing or stopping</li><li>C. You may pass me</li><li>D. I am turning right</li></ul>
8.		<ul style="list-style-type: none"><li>A. Playground zone sign</li><li>B. Children playing in residential area</li><li>C. School zone sign</li><li>D. Direction sign for children</li></ul>
9.		<ul style="list-style-type: none"><li>A. Do not enter roadway</li><li>B. Prohibited sign</li><li>C. Means a traffic circle ahead</li><li>D. Do not enter unless local traffic</li></ul>
10.		<ul style="list-style-type: none"><li>A. Deer regularly cross this road, be alert for animals</li><li>B. Zoo ahead</li><li>C. Scenic view ahead</li><li>D. Wildlife preservation center ahead</li></ul>






#### Activity 4 (Signs and Rules)

11.		<ul style="list-style-type: none"><li>A. No parking ahead</li><li>B. One-way road only</li><li>C. Do not enter ahead</li><li>D. Do not pass on this road</li></ul>
12.		<ul style="list-style-type: none"><li>A. Railway crossing ahead</li><li>B. You have the right-of-way</li><li>C. You must give the right-of-way</li><li>D. School area ahead</li></ul>
13.		<ul style="list-style-type: none"><li>A. Two way traffic ends</li><li>B. Two way traffic ahead</li><li>C. Two way traffic begins</li><li>D. The lane is only for two-way left turns</li></ul>
14.		<ul style="list-style-type: none"><li>A. Bump sign 150 meters</li><li>B. Stop sign 150 meters</li><li>C. Stop all times</li><li>D. Stop only if others vehicles are approaching</li></ul>
15.		<ul style="list-style-type: none"><li>A. Keep to right</li><li>B. Keep to left</li><li>C. Do not enter</li><li>D. Do not pass</li></ul>






#### Activity 4 (Signs and Rules)

16.		<ul style="list-style-type: none"><li>A. Traffic signal ahead</li><li>B. Bump 120 meters ahead</li><li>C. Stop sign 150 meters ahead</li><li>D. Railway crossing ahead</li></ul>
17.		<ul style="list-style-type: none"><li>A. You may pass me</li><li>B. I am turning left</li><li>C. I am turning right</li><li>D. I am slowing or stopping</li></ul>
18.		<ul style="list-style-type: none"><li>A. Two way traffic ends</li><li>B. Traffic may travel in one direction only</li><li>C. Do not turn right</li><li>D. Two way traffic ahead</li></ul>
19.		<ul style="list-style-type: none"><li>A. Caution school bus crossing</li><li>B. Regulatory sign</li><li>C. X intersection for school vehicles</li><li>D. School crosswalk sign</li></ul>
20.		<ul style="list-style-type: none"><li>A. You are approaching a hospital zone</li><li>B. You are approaching a 4-way intersection</li><li>C. You are approaching a pedestrian crosswalk</li><li>D. You are approaching a railroad crossing</li></ul>







### Activity 4 (Signs and Rules)

21.		<ul style="list-style-type: none"> <li>A. No parking from arrows to corner</li> <li>B. Advance warning of danger</li> <li>C. Lane usage sign meaning right turn only</li> <li>D. Lane usage sign permitting all turns including left</li> </ul>
22.		<ul style="list-style-type: none"> <li>A. Flashing lights on the arrows show the direction to follow</li> <li>B. Left turn only</li> <li>C. Do not turn right</li> <li>D. Right turn only</li> </ul>
23.		<ul style="list-style-type: none"> <li>A. Two way traffic ends</li> <li>B. Two way traffic</li> <li>C. Share the road with oncoming traffic</li> <li>D. Two way traffic begins</li> </ul>
24.		<ul style="list-style-type: none"> <li>A. Do not drive through the intersection</li> <li>B. Through traffic permitted</li> <li>C. Do not turn left</li> <li>D. You may proceed through intersection, if clear</li> </ul>
25.		<ul style="list-style-type: none"> <li>A. Dead end ahead</li> <li>B. Hidden drive way ahead</li> <li>C. Dead end on the right</li> <li>D. Road branching off ahead</li> </ul>







#### Activity 4 (Signs and Rules)

26.		<ul style="list-style-type: none"><li>A. Dead end street ahead</li><li>B. Yield right-of-way</li><li>C. Stop sign ahead</li><li>D. Slow moving vehicle ahead</li></ul>
27.		<ul style="list-style-type: none"><li>A. Pavement is slippery when wet</li><li>B. Winding road ahead</li><li>C. No passing ahead</li><li>D. Bumpy road ahead</li></ul>
28.		<ul style="list-style-type: none"><li>A. Construction zone</li><li>B. Factory, slow down</li><li>C. Bump or uneven pavement</li><li>D. Bridge or Viaduct</li></ul>
29.		<ul style="list-style-type: none"><li>A. School area ahead</li><li>B. A construction sign replacing flagman on duty</li><li>C. Road work ahead</li><li>D. Regulatory sign-reduce speed</li></ul>
30.		<ul style="list-style-type: none"><li>A. Cross walk ends</li><li>B. Do not enter</li><li>C. Pedestrian allowed</li><li>D. No pedestrians allowed on this road</li></ul>

### Activity 4 (Signs and Rules)







31.		<p>A. Speed limit for rural school zones</p> <p>B. Maximum speed of 50 km/hour from this sign to next sign</p> <p>C. Maximum speed of 50 km/hour ahead</p> <p>D. End of 50 km per hour zone</p>
32.		<p>A. Intersection ahead. The arrow shows which direction of traffic has the right-of-way</p> <p>B. Two way traffic</p> <p>C. One way traffic</p> <p>D. Obstruction ahead</p>
33.		<p>A. Divided highway ends</p> <p>B. Divided highway ahead</p> <p>C. Road under construction</p> <p>D. Narrow bridge ahead</p>
34.		<p>A. Narrow bridge ahead</p> <p>B. Road under construction</p> <p>C. Divided highway ahead</p> <p>D. Divided highway ends</p>
35.		<p>A. No right turn permitted</p> <p>B. You must not make a 'U' turn</p> <p>C. Road slippery when wet</p> <p>D. No left turn permitted</p>
36.		<p>A. Do not make a U turn</p> <p>B. Do not turn left during the times shown</p> <p>C. Do not turn right during the times shown</p> <p>D. You may turn left only during the time shown</p>

### Activity 4 (Signs and Rules)





37.		<p>A. End of highway, you must move into right hand lane</p> <p>B. You must exit if you remain in right hand lane</p> <p>C. You may exit if you remain in right hand lane</p> <p>D. You must drive in right lane under any circumstances</p>
38.		<p>A. Only right turn allowed</p> <p>B. Do not turn left</p> <p>C. Do not turn right when facing a red light at the intersection</p> <p>D. Do not turn right</p>
39.		<p>A. You must not make a left turn</p> <p>B. You are approaching a traffic island</p> <p>C. Hidden intersection ahead</p> <p>D. You must make a right turn only</p>
40.		<p>A. Bicycle parking here</p> <p>B. Bicycle crossing ahead</p> <p>C. Bicycle not allowed ahead</p> <p>D. Only bicycle permitted ahead</p>
41.		<p>A. Slight bend or curve in the road ahead</p> <p>B. Winding road ahead</p> <p>C. Right turn only</p> <p>D. Right turn allowed</p>
42.		<p>A. Winding road ahead.</p> <p>B. Pass other traffic on the right.</p> <p>C. Pass to right of traffic island.</p> <p>D. Road turns right then left.</p>



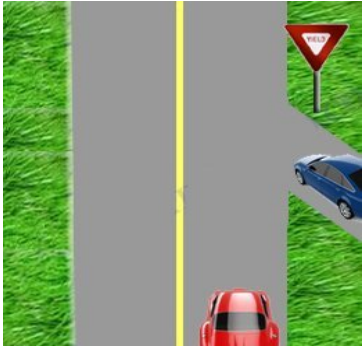

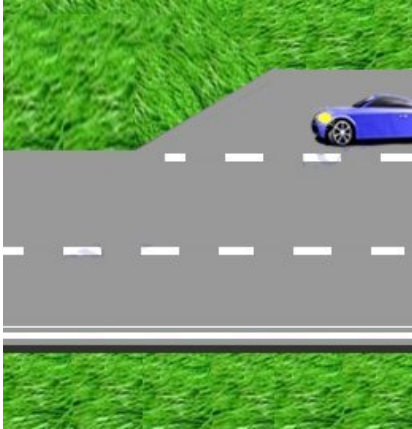
### Activity 4 (Signs and Rules)

43.		<ul style="list-style-type: none"> <li>A. School zone watch for children playing</li> <li>B. Provincial park</li> <li>C. Pedestrian control sign</li> <li>D. Destination board</li> </ul>
44.		<ul style="list-style-type: none"> <li>A. Pedestrian only</li> <li>B. School zone ahead</li> <li>C. Watch for pedestrians and be prepared to share the road with them</li> <li>D. Pedestrian not permitted</li> </ul>
45.		<ul style="list-style-type: none"> <li>A. Warns of a steep hill ahead</li> <li>B. Pavement ends, 500 feet ahead</li> <li>C. Bumpy road ahead</li> <li>D. Safety check ahead</li> </ul>
46.		<ul style="list-style-type: none"> <li>A. Intersection ahead</li> <li>B. Road ahead turn right then left</li> <li>C. Road ahead turn left then right</li> <li>D. Narrow road ahead</li> </ul>
47.		<ul style="list-style-type: none"> <li>A. No stopping</li> <li>B. No entry into intersection</li> <li>C. Need no stop for stop signs in direction of arrows</li> <li>D. Vehicles approaching from the angle shown, must stop</li> </ul>
48.		<ul style="list-style-type: none"> <li>A. Do not leave you bicycle here</li> <li>B. No bicycles allowed on this road</li> <li>C. You can park bicycle here</li> <li>D. Bicycle are not permitted unless you carry a valid pass</li> </ul>

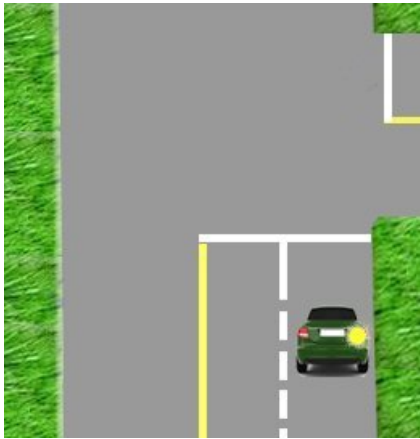


### Activity 4 (Signs and Rules)

49.		<p>A. Hidden intersection ahead</p> <p>B. You are approaching a one-way street</p> <p>C. Pavement narrows</p> <p>D. Divided highway ahead</p>
50.		<p>A. I am turning right</p> <p>B. I am stopping</p> <p>C. I am turning left</p> <p>D. I am slowing or stopping</p>
51.		<p>Are cars drivers responsible for their passengers buckling up?</p> <p>A. Only if passengers are under 16 years of age</p> <p>B. Only if passengers are over 16 years of age</p> <p>C. Only if the passengers are in the front seat</p> <p>D. Only if passengers are over eighteen years of age</p>
52.		<p>When lights are required, drivers must use low beam headlights</p> <p>A. This is safety practice, not a law</p> <p>B. Within 1 KM of the approach of another vehicle</p> <p>C. Within 300 m of the approach of another vehicle</p> <p>D. Within 150 m of an oncoming vehicle</p>




## Activity 4 (Signs and Rules)

53.	 A red car is driving on a road that approaches a T-junction from the bottom. A yellow line is on the road. On the right side of the junction, there is a yield sign (an inverted triangle with a red border and the word 'YIELD' in black). A blue car is already on the road on the right side of the junction.	<p>Upon approaching a yield-sign, what does the law require you to do?</p> <ul style="list-style-type: none"><li>A. Slow down, stop if necessary, yield right-of-way</li><li>B. Stop, and then enter traffic quickly</li><li>C. Speed up and force your way into traffic</li><li>D. Stop, and then enter traffic slowly</li></ul>
54.	 A red car is driving from the bottom towards a T-junction. A blue car is driving from the right towards the same T-junction. The intersection is uncontrolled, with no signs or lights. Yellow lines mark the edges of the road.	<p>When two vehicles reach an uncontrolled intersection at approximately same time the right-of-way should be given to</p> <ul style="list-style-type: none"><li>A. The one moving faster</li><li>B. Vehicle approaching from the right</li><li>C. Neither one</li><li>D. The one approaching from the left</li></ul>
55.	 A blue car is driving on an acceleration lane that merges onto a multi-lane freeway. The freeway has white dashed lines for lane markings. The acceleration lane is a single lane that curves into the freeway.	<p>When entering a freeway you should</p> <ul style="list-style-type: none"><li>A. Slow down, and then enter freeway at a sharp angle.</li><li>B. Drive slowly and be prepared to stop for freeway traffic.</li><li>C. Accelerate quickly to freeway speed and merge with freeway traffic.</li><li>D. Stop on acceleration lane, wait for an opening. Then enter the freeway rapidly.</li></ul>




#### Activity 4 (Signs and Rules)

56.	 A top-down view of a two-lane road with a dashed white center line and solid yellow edge lines. A green car is in the right lane, making a right-hand turn. The road is bordered by green grass on both sides.	<p>When making a right-hand turn, you should be driving in?</p> <ul style="list-style-type: none"><li>A. Does not matter provided you signal</li><li>B. Close to the centre line of the roadway</li><li>C. Close to the right side of the roadway</li><li>D. The lane approaching from the right</li></ul>
57.	 A top-down view of a T-intersection. A red car is approaching from the bottom. A yellow light is flashing at the intersection. The road has yellow edge lines and is bordered by green grass.	<p>At an intersection where there is a flashing amber (yellow) light, you must.</p> <ul style="list-style-type: none"><li>A. Slow down and proceed with caution</li><li>B. Continue at same speed</li><li>C. Stop if making left turn</li><li>D. Stop if making right turn</li></ul>
58.	 A top-down view of a two-lane road with a solid yellow center line and solid yellow edge lines. A blue car is in the left lane and a red car is in the right lane. The road is bordered by green grass.	<p>Unless otherwise posted, the maximum speed limit allowed in cities, town, villages and built-up areas is</p> <ul style="list-style-type: none"><li>A. 60 km/h</li><li>B. 40 km/h</li><li>C. 30 km/h</li><li>D. 50 km/h</li></ul>

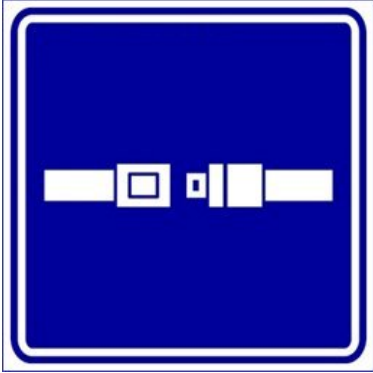


## Activity 4 (Signs and Rules)

59.		<p>What is the driver of a motor vehicle not permitted to carry in a house or boat trailer?</p> <ul style="list-style-type: none"> <li>A. Persons</li> <li>B. Firearms</li> <li>C. Pets</li> <li>D. Flammable material</li> </ul>
60.		<p>In what position on the roadway must you be before making a left turn from a one-way traffic?</p> <ul style="list-style-type: none"> <li>A. Close to the center line of the roadway</li> <li>B. Does not matter provided you signal</li> <li>C. Close to the right hand side of the roadway</li> <li>D. Close to the left-hand side of the roadway</li> </ul>
61.		<p>Which of the following has the right-of-way over all others at an intersection when the signal lights is green</p> <ul style="list-style-type: none"> <li>A. Pedestrians crossing against the light</li> <li>B. Vehicles turning left</li> <li>C. Pedestrians crossing with the light</li> <li>D. Vehicles turning right</li> </ul>

## Activity 4 (Signs and Rules)




62.		<p>High Occupancy Vehicle lanes on provincial highways are reserved for vehicles carrying how many passengers?</p> <ul style="list-style-type: none"> <li>A. 3 or more</li> <li>B. At least two people</li> <li>C. A vehicle with only the driver</li> <li>D. 4 or more people</li> </ul>
63.		<p>Upon approaching a stop sign, a driver must</p> <ul style="list-style-type: none"> <li>A. Slow down, sound horn and proceed</li> <li>B. Stop, and when it is safe to do so, proceed</li> <li>C. Slow down and if way is clear, proceed</li> <li>D. Stop, sound horn, and then proceed</li> </ul>
64.		<p>When a right turn against a red signal light is permitted, what does the law require you to do before entering the intersection and making the turn?</p> <ul style="list-style-type: none"> <li>A. Slow down proceed with caution</li> <li>B. Stop, signal, and make the turn so as not to interfere with other traffic, including pedestrians</li> <li>C. Slow down, signal and turn</li> <li>D. Stop, then edge into traffic</li> </ul>

## Activity 4 (Signs and Rules)

65.		<p>In Ontario, there is a seat belt law</p> <ul style="list-style-type: none"> <li>A. No</li> <li>B. Yes</li> <li>C. Only when driving on an open highway</li> <li>D. Only when driving within a municipality</li> </ul>
66.		<p>When does the law require lights on vehicles to be turned on?</p> <ul style="list-style-type: none"> <li>A. No specified time</li> <li>B. Between sunset and sunrise</li> <li>C. Between half an hour before sunset to half an hour after sunrise and at any other time you cannot see clearly for a distance of 150m</li> <li>D. Between dusk and dawn and any other time you cannot see clearly for a distance of 150m</li> </ul>
67.		<p>A flashing red light at an intersection means</p> <ul style="list-style-type: none"> <li>A. Signal light is out of order, proceed with caution</li> <li>B. Slow down and if necessary yield right-of-way to cars approaching from the left or right</li> <li>C. Stop, proceed only when it is safe to do so</li> <li>D. Slow down and drive with increased caution</li> </ul>


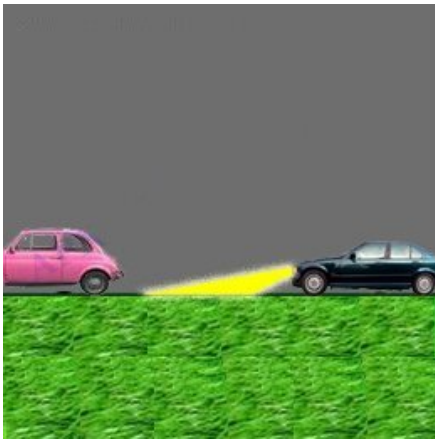



## Activity 4 (Signs and Rules)




68.		<p>When on streets designed for two-way traffic, you hear the siren of an emergency vehicle, what does the law require you to do.</p> <ul style="list-style-type: none"> <li>A. Pull to the right as far as possible and stop</li> <li>B. Continue at same speed</li> <li>C. Signal the driver to pass</li> <li>D. Speed up and get out of the way</li> </ul>
69.		<p>On a roadway where traffic is moving in both directions, in what position must you be before making a left turn.</p> <ul style="list-style-type: none"> <li>A. Does not matter provided you signal</li> <li>B. Close to the right-hand side of the roadway</li> <li>C. Immediately to the right of the center line of the roadway</li> <li>D. Close to the left side of the roadway</li> </ul>
70.		<p>You will receive immediate suspension of your driver license for 90 days</p> <ul style="list-style-type: none"> <li>A. If your blood alcohol is greater than 80mg in 100ml of blood</li> <li>B. If your blood alcohol is greater than 100mg in 100ml of blood</li> <li>C. If your blood alcohol is greater than 10mg in 100ml of blood</li> <li>D. If your blood alcohol is greater than 8mg in 100ml of blood</li> </ul>






#### Activity 4 (Signs and Rules)

71.		<p>When the traffic signal light facing you is red and you intend to go straight through the intersection, what must you do?</p> <ul style="list-style-type: none"><li>A. Stop, give pedestrians the right-of-way, and then proceed with caution</li><li>B. Stop, proceed only when the signal turns green and the intersection is clear</li><li>C. Slow down, proceed when the way is clear</li><li>D. Stop, proceed when the way is clear</li></ul>
72.		<p>When lights are required, drivers must use lower beam headlights when following another vehicle</p> <ul style="list-style-type: none"><li>A. Within 60 m</li><li>B. Within 30 m</li><li>C. This only applies when approaching another vehicle</li><li>D. Within 120</li></ul>
73.		<p>When a streetcar is stopped to take on or discharge passengers, where there is no safety zone, what does the law require you to do before passing the streetcar?</p> <ul style="list-style-type: none"><li>A. Stop behind the rear of the streetcar and then proceed</li><li>B. Stop 2m behind the rearmost door where passengers are getting on or off, and proceed only when it is safe to do so</li><li>C. Sound horn and pass with caution</li><li>D. Pass on the left side when the way is clear</li></ul>




## Activity 4 (Signs and Rules)

74.		<p>If the signal changes from green to amber as you approach an intersection, what should you do?</p> <ul style="list-style-type: none"> <li>A. Speed up to clear the intersection as quickly as possible</li> <li>B. Stop, if stop cannot be made safely proceed with caution.</li> <li>C. Continue through intersection without slowing or stopping</li> <li>D. Sound horn to warn pedestrians and other drivers that you do not intend to stop</li> </ul>
75.		<p>When it is safe to do so, passing other vehicles on the right side</p> <ul style="list-style-type: none"> <li>A. Is permitted only when the street or highway has two or more lanes for traffic in the direction you are traveling</li> <li>B. Is permitted providing it is possible to do so by driving on the shoulder of the road</li> <li>C. Is not permitted under any circumstance</li> <li>D. Is permitted on any street or highway</li> </ul>
76.		<p>A person whose driver's license is under suspension, may</p> <ul style="list-style-type: none"> <li>A. Operate a major vehicle in a case of extreme emergency</li> <li>B. Operate a motor vehicle to and from work</li> <li>C. Operate a motor vehicle when accompanied by a licensed driver</li> <li>D. Not operate a motor vehicle under any condition</li> </ul>




## Activity 4 (Signs and Rules)

77.		<p>Why must your vehicle undergo emission testing?</p> <ul style="list-style-type: none"><li>A. To identify whether it's grossly polluting the environment</li><li>B. A vehicle may be a certain age where it's necessary to get tested</li><li>C. So that you may renew your vehicle registration</li><li>D. All of the above answers</li></ul>
78.		<p>Why must you use signals when turning?</p> <ul style="list-style-type: none"><li>A. To send out an alert of your intentions</li><li>B. To notify the other driver(s) of your intention</li><li>C. To advise pedestrians of what you want to do</li><li>D. All of the above answers</li></ul>
79.		<p>When a police officer signals you to pull over</p> <ul style="list-style-type: none"><li>A. Pull over as far to the left</li><li>B. Slow down, safely pull over in the right lane and come to a complete stop</li><li>C. Slow down and stop in the lane you are in</li><li>D. Signal and stop at the nearest parking lot</li></ul>


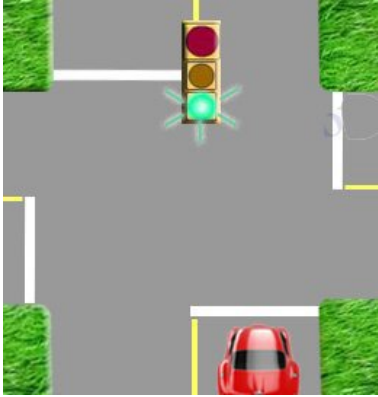

## Activity 4 (Signs and Rules)

80.		<p>Who has the right -of-way in a roundabout?</p> <ul style="list-style-type: none"> <li>A. Traffic in the roundabout</li> <li>B. Traffic turning right in the roundabout</li> <li>C. Traffic turning left in the roundabout</li> <li>D. Traffic approaching the roundabout</li> </ul>
81.		<p>Except when passing, what distance must be maintained between commercial vehicles traveling in the same direction on the highway outside a city, town or village?</p> <ul style="list-style-type: none"> <li>A. 120 m</li> <li>B. 60 m</li> <li>C. 180 m</li> <li>D. 10 m</li> </ul>
82.		<p>When approaching a railway crossing at which an electrical or mechanical signal device is warning of the approach of a train you must</p> <ul style="list-style-type: none"> <li>A. Increased speed and cross tracks as quickly as possible</li> <li>B. Stop not less than 5 m from the nearest rail</li> <li>C. Stop not less than 1.5m from the nearest rail</li> <li>D. Slow down and proceed with caution</li> </ul>

## Activity 4 (Signs and Rules)





83.		<p>The ministry of transportation and communication may suspend during the interview after accumulate 9-demerit points</p> <ul style="list-style-type: none"> <li>A. If a driver does not have at least 5 years driving experience</li> <li>B. The Ministry is not permitted to suspend a license before the 15 points level is reached</li> <li>C. If a driver fails to give satisfactory reasons why their license should not be suspended</li> <li>D. If the license not needed for business reasons</li> </ul>
84.		<p>A school bus with red signal lights flashing is stopped on a highway that has no median strip. What does the law require you to?</p> <ul style="list-style-type: none"> <li>A. Reduce speed and pass with care</li> <li>B. Stop at least 20m away if coming from behind the bus or a safe distance from the opposite direction, and until the bus proceed or the signal light is no longer flashing</li> <li>C. Wait for approaching vehicles to pass</li> <li>D. Does not matter provided you sound horn</li> </ul>
85.		<p>When a red signal light with a green arrow is shown at an intersection it means</p> <ul style="list-style-type: none"> <li>A. Proceed with caution in the direction of arrow</li> <li>B. Stop and then proceed</li> <li>C. Stop and wait for green signal before making turn in the direction of the arrow</li> <li>D. The green arrow is a signal for pedestrians only</li> </ul>

## Activity 4 (Signs and Rules)




86.		<p>Never change lanes without</p> <ul style="list-style-type: none"> <li>A. Signaling, checking the rear view mirror and checking blind spots</li> <li>B. Signaling and decreasing speed</li> <li>C. Checking the rear view mirror</li> <li>D. Blowing your horn and providing the appropriate hand signal</li> </ul>
87.		<p>A flashing green light at an intersection, where turns to the left and right are permitted means</p> <ul style="list-style-type: none"> <li>A. You may proceed straight through if the way is clear</li> <li>B. You may turn right, left and go straight if the way is clear</li> <li>C. You may turn to the left if the way is clear</li> <li>D. You may turn to the right if the way is clear</li> </ul>
88.		<p>When 15 or more demerit points have accumulated on a record the driver's license is suspended</p> <ul style="list-style-type: none"> <li>A. At the discretion of the Ministry</li> <li>B. For 3 months</li> <li>C. Only if the license is not used for business purpose</li> <li>D. Automatically, and for 30 days from receipt of license</li> </ul>



## Activity 4 (Signs and Rules)




89.		<p>When may you lend your driver's license?</p> <ul style="list-style-type: none"> <li>A. For identification purpose only</li> <li>B. To another person who is learning to drive</li> <li>C. In emergencies</li> <li>D. Never</li> </ul>
90.		<p>If you are convicted of drinking and driving, you will lose your driver's license on the first offence for</p> <ul style="list-style-type: none"> <li>A. 1 year</li> <li>B. 6 months</li> <li>C. 3 months</li> <li>D. 1 month</li> </ul>
91.		<p>Every accident must be reported to the police where there is a personal injury or when the damage exceeds</p> <ul style="list-style-type: none"> <li>A. \$1000</li> <li>B. \$500</li> <li>C. \$200</li> <li>D. \$100</li> </ul>
92.		<p>How much insurance coverage is provided to an uninsured driver?</p> <ul style="list-style-type: none"> <li>A. No insurance protection whatever</li> <li>B. \$20,000 insurance coverage</li> <li>C. \$10,000 insurance coverage</li> <li>D. \$15,000 insurance coverage</li> </ul>

## Activity 4 (Signs and Rules)




93.		<p>When approaching an intersection where a traffic signal light is red and a policeman motions you to go through, you should</p> <ul style="list-style-type: none"><li>A. Wait for the light to turn green</li><li>B. Obey the policeman's signal and go through at once</li><li>C. Call the policeman's attention to the red light</li><li>D. Stop to make sure he wants you to go through</li></ul>
94.		<p>The best way to stop quickly on a wet or icy roadway is to</p> <ul style="list-style-type: none"><li>A. Brake, if wheels lock then release pressure until you come to a stop</li><li>B. Keep foot off brakes and let the vehicle slow and stop automatically</li><li>C. Apply brakes the same way you always do</li><li>D. Put brakes on hard and try to prevent vehicle from skidding</li></ul>
95.		<p>If you are involved in an accident in which someone is injured or damages exceed \$1000 you must</p> <ul style="list-style-type: none"><li>A. Report the accident at once to the nearest provincial or municipal police officer</li><li>B. Report the accident to you insurance company only</li><li>C. Report the accident within 48 hours to the nearest provincial or municipal police officer</li><li>D. Report the accident to the ministry of transportation</li></ul>






#### Activity 4 (Signs and Rules)

96.		<p>If you are involved in a reportable accident how soon must you make a report to your nearest provincial or municipal police officer?</p> <ul style="list-style-type: none"><li>A. At once</li><li>B. Within 48 hours</li><li>C. Within 24 hours</li><li>D. Within 72 hours</li></ul>
97.		<p>A flashing blue light mounted on a motor vehicle indicates</p> <ul style="list-style-type: none"><li>A. A police emergency vehicle</li><li>B. A motor vehicle carrying explosive</li><li>C. Snow removal equipment</li><li>D. An ambulance</li></ul>
98.		<p>When approaching an intersection and you notice the roadway beyond the intersection is blocked with traffic, you should</p> <ul style="list-style-type: none"><li>A. Stop before entering the intersection and wait until traffic ahead moves on</li><li>B. Keep as close as possible to the car ahead</li><li>C. Sound horn to warn cars ahead to move on</li><li>D. Proceed slowly into the intersection until the traffic ahead moves on</li></ul>





## Activity 4 (Signs and Rules)

99.		<p>How soon after a licensed driver changes his/her name or address is he/she required notifying the Ministry of Transportation?</p> <ul style="list-style-type: none"> <li>A. Within 12 days</li> <li>B. Within 6 days</li> <li>C. Within 28 days</li> <li>D. At any time prior to renewal of license</li> </ul>
100.		<p>If the traffic signal changes while a pedestrian is still in the street, which of the following has the right-of-way</p> <ul style="list-style-type: none"> <li>A. The pedestrian</li> <li>B. Motorists coming from his left</li> <li>C. Motorists coming from his right</li> <li>D. Motorists making turn</li> </ul>
101.		<p>A driver may be required to attend an interview and re-examination of his driving ability</p> <ul style="list-style-type: none"> <li>A. When 3 demerit points have been accumulated</li> <li>B. When 15 demerit points have been accumulated</li> <li>C. When 9 demerit points have been accumulated</li> <li>D. When 6 demerit points have been accumulated</li> </ul>




## Activity 4 (Signs and Rules)

102.		<p>When a commercial motor vehicle becomes disabled on a highway the period when lights are required, flares or reflectors must be placed to the front and the rear of vehicle at an approximate distance of</p> <ul style="list-style-type: none"> <li>A. 15 m</li> <li>B. 30 m</li> <li>C. 60 m</li> <li>D. 90 m</li> </ul>
103.		<p>A solid center line on a roadway is on your side of a broken center line. What does the solid center line on your side indicate?</p> <ul style="list-style-type: none"> <li>A. It is unsafe to overtake and pass</li> <li>B. Overtake and pass any time</li> <li>C. Pass at your discretion</li> <li>D. Pass only when no traffic is sight</li> </ul>
104.		<p>Under what circumstances a driver lose their license?</p> <ul style="list-style-type: none"> <li>A. Failure to attend for re-examination</li> <li>B. Any or all mentioned answers</li> <li>C. If you don't pay your reinstatement fee</li> <li>D. If you don't pay a traffic fine when ordered by court</li> </ul>

## Activity 4 (Signs and Rules)




105.		<p>What document may a police officer require a motor vehicle owner to produce?</p> <ul style="list-style-type: none"> <li>A. A valid driver's license</li> <li>B. Liability insurance card</li> <li>C. All said documents</li> <li>D. Motor vehicle ownership</li> </ul>
106.		<p>Road test failures may result from:</p> <ul style="list-style-type: none"> <li>A. Lack of skill and control</li> <li>B. Unsafe actions</li> <li>C. Any or all of the other answers mentioned</li> <li>D. Difficulty obeying traffic laws</li> </ul>
107.		<p>If there are continuity lines to the right of your vehicle in the lane you are in, what must you do?</p> <ul style="list-style-type: none"> <li>A. You must merge with the traffic to your left</li> <li>B. You are not required to do anything unless you want to exit. Your lane is unaffected</li> <li>C. You must change the lane as your lane is exiting or ending</li> <li>D. You must merge with the traffic to your right</li> </ul>
108.		<p>What should you do if you become stranded in snow?</p> <ul style="list-style-type: none"> <li>A. All answers are correct</li> <li>B. Immediately look for help</li> <li>C. Run your vehicle engine for approximately 5 minutes every hour to avoid effects of carbon monoxide</li> <li>D. Run the engine as needed to keep the interior of the vehicle as warm as possible</li> </ul>

## Activity 4 (Signs and Rules)





109.		<p>What is meant by 'overdriving' your headlights?</p> <ul style="list-style-type: none"> <li>A. Driving with high beam headlights all the time</li> <li>B. You are overworking your headlights, increasing the like likelihood of failure</li> <li>C. You cannot stop within the distance your headlights span</li> <li>D. All the above</li> </ul>
110.		<p>The Accessible Parking Permit?</p> <ul style="list-style-type: none"> <li>A. It gives everyone in your family to park in a designated disabled parking space</li> <li>B. Allows parking everywhere during specified times</li> <li>C. Issued to an individual, entitles the vehicle in which it is displayed to be parked in a designated disabled parking space</li> <li>D. Allows parking in designated space even if the person with the disability is a not passenger</li> </ul>
111.		<p>What should you do if you feel drowsy while driving?</p> <ul style="list-style-type: none"> <li>A. Reduce speed</li> <li>B. Stop for a short rest in a safe area</li> <li>C. Turn up your radio</li> <li>D. Open the window for some fresh air</li> </ul>





#### Activity 4 (Signs and Rules)

112.		<p>What actions should be taken when your brakes fail?</p> <ul style="list-style-type: none"><li>A. Firmly press down on your brakes until they re-engage</li><li>B. Wave down the nearest police officer and shout for help</li><li>C. Pump the brakes rapidly and shift into a lower gear</li><li>D. Use your emergency brake and sound horn to warn other drivers while looking for a soft collision point</li></ul>
113.		<p>Wet roadways can cause:</p> <ul style="list-style-type: none"><li>A. Loss of traction</li><li>B. Poor visibility</li><li>C. Hydroplaning</li><li>D. All the above</li></ul>
114.		<p>What is the safest action to take when your vehicle drives over black ice?</p> <ul style="list-style-type: none"><li>A. Ease off the accelerator and steer immediately to side of the road</li><li>B. Braking and steering will provide the necessary control</li><li>C. Calmly remove your foot off the accelerator and steer in the direction you want to go</li><li>D. Brake hard while maintaining steering</li></ul>

## Activity 4 (Signs and Rules)

115.		<p>In good weather, what is the minimum following distance you should maintain between your vehicle and a motorcycle in front of you?</p> <ul style="list-style-type: none"> <li>A. 1 second</li> <li>B. 3 seconds</li> <li>C. 4 seconds</li> <li>D. 2 seconds</li> </ul>
116.		<p>Drivers licensed under the Graduated Driver Licence Program are restricted from operating a vehicle:</p> <ul style="list-style-type: none"> <li>A. With the blood alcohol level over 0.08 (80 mg)%</li> <li>B. When any amount of alcohol has been consumed</li> <li>C. Without a supervisor</li> <li>D. During daytime</li> </ul>
117.		<p>If a front tire goes flat, your vehicle will pull strongly to the:</p> <ul style="list-style-type: none"> <li>A. Right side</li> <li>B. Left side</li> <li>C. Side of the road</li> <li>D. Side that has the flat tire</li> </ul>
118.		<p>How many demerit points will be recorded against your license for failing to remain at the scene of an accident?</p> <ul style="list-style-type: none"> <li>A. 4 points</li> <li>B. 5 points</li> <li>C. 10 points</li> <li>D. 7 points</li> </ul>

#### Activity 4 (Signs and Rules)

119.		<p>If you refuse a police roadside blood alcohol screening test what can happen?</p> <ul style="list-style-type: none"><li>A. You get a warning that will go on your driving record</li><li>B. Your licence can be suspended for 90 days and you can face criminal charges</li><li>C. You have 24 hours to show up for a test</li><li>D. You have option to going to the police station and taking a breathalyzer test</li></ul>
120.		<p>When a red "X" is indicated over a driving lane:</p> <ul style="list-style-type: none"><li>A. Red "X" for pedestrian only</li><li>B. Traffic light ahead</li><li>C. Stop immediately</li><li>D. A driver must not enter or remain in that lane</li></ul>



## Activity 4 (Signs and Rules)

### **Activity 4 (12 marks)**

*Note: Each question carries 0.1 marks.*

The answers for activity 4

1.	<b>D</b>	16.	<b>A</b>	31.	<b>C</b>	46.	<b>B</b>	61.	<b>C</b>	76.	<b>D</b>	91.	<b>A</b>	106.	<b>C</b>
2.	<b>D</b>	17.	<b>D</b>	32.	<b>A</b>	47.	<b>A</b>	62.	<b>B</b>	77.	<b>D</b>	92.	<b>A</b>	107.	<b>B</b>
3.	<b>D</b>	18.	<b>B</b>	33.	<b>A</b>	48.	<b>B</b>	63.	<b>B</b>	78.	<b>D</b>	93.	<b>B</b>	108.	<b>C</b>
4.	<b>C</b>	19.	<b>B</b>	34.	<b>C</b>	49.	<b>C</b>	64.	<b>B</b>	79.	<b>B</b>	94.	<b>A</b>	109.	<b>C</b>
5.	<b>C</b>	20.	<b>D</b>	35.	<b>B</b>	50.	<b>C</b>	65.	<b>B</b>	80.	<b>A</b>	95.	<b>A</b>	110.	<b>C</b>
6.	<b>B</b>	21.	<b>C</b>	36.	<b>B</b>	51.	<b>A</b>	66.	<b>C</b>	81.	<b>B</b>	96.	<b>A</b>	111.	<b>B</b>
7.	<b>D</b>	22.	<b>A</b>	37.	<b>B</b>	52.	<b>D</b>	67.	<b>C</b>	82.	<b>B</b>	97.	<b>C</b>	112.	<b>C</b>
8.	<b>C</b>	23.	<b>C</b>	38.	<b>C</b>	53.	<b>A</b>	68.	<b>A</b>	83.	<b>C</b>	98.	<b>A</b>	113.	<b>D</b>
9.	<b>B</b>	24.	<b>A</b>	39.	<b>A</b>	54.	<b>B</b>	69.	<b>C</b>	84.	<b>B</b>	99.	<b>B</b>	114.	<b>C</b>
10.	<b>A</b>	25.	<b>D</b>	40.	<b>B</b>	55.	<b>C</b>	70.	<b>A</b>	85.	<b>A</b>	100.	<b>A</b>	115.	<b>B</b>
11.	<b>D</b>	26.	<b>D</b>	41.	<b>A</b>	56.	<b>D</b>	71.	<b>B</b>	86.	<b>A</b>	101.	<b>C</b>	116.	<b>B</b>
12.	<b>C</b>	27.	<b>A</b>	42.	<b>C</b>	57.	<b>A</b>	72.	<b>A</b>	87.	<b>B</b>	102.	<b>B</b>	117.	<b>D</b>
13.	<b>D</b>	28.	<b>C</b>	43.	<b>D</b>	58.	<b>D</b>	73.	<b>B</b>	88.	<b>D</b>	103.	<b>A</b>	118.	<b>D</b>
14.	<b>C</b>	29.	<b>C</b>	44.	<b>C</b>	59.	<b>A</b>	74.	<b>B</b>	89.	<b>D</b>	104.	<b>B</b>	119.	<b>B</b>
15.	<b>C</b>	30.	<b>D</b>	45.	<b>A</b>	60.	<b>D</b>	75.	<b>A</b>	90.	<b>A</b>	105.	<b>C</b>	120.	<b>D</b>